

**PLACE
PICTURE
HERE**

Name: _____ D.O.B.: _____

Allergic to: _____

Weight: _____ lbs. Asthma: ☐ Yes (higher risk for a severe reaction) ☐ No

NOTE: Do not depend on antihistamines or inhalers (bronchodilators) to treat a severe reaction. USE EPINEPHRINE.

Extremely reactive to the following allergens: _____ **THEREFORE:**

- ☐ If checked, give epinephrine immediately if the allergen was **LIKELY** eaten, for **ANY** symptoms.
- ☐ If checked, give epinephrine immediately if the allergen was **DEFINITELY** eaten, even if no symptoms are apparent.

Describe your child's past reactions :

For any of the following **SEVERE** symptoms



LUNG

Shortness of breath, wheezing, repetitive cough



HEART

Pale or bluish skin, faintness, weak pulse, dizziness



THROAT

Tight or hoarse throat, trouble breathing or swallowing



MOUTH

Significant swelling of the tongue or lips



SKIN

Many hives over body, widespread redness



GUT

Repetitive vomiting, severe diarrhea



OTHER

Feeling something bad is about to happen, anxiety, confusion

OR A COMBINATION

of symptoms from different body areas.

- 1. INJECT EPINEPHRINE IMMEDIATELY**
- 2. CALL 911 Tell emergency dispatcher the person is having anaphylaxis and may need epinephrine when emergency responders arrive.**

- Consider giving additional medications following epinephrine:
 - » Antihistamine
 - » Inhaler (bronchodilator) if wheezing
- Lay the person flat, raise legs and keep warm. If breathing is difficult or they are vomiting, let them sit up or lie on their side.
- If symptoms do not improve, or symptoms return, more doses of epinephrine can be given about 5 minutes or more after the last dose.
- Alert emergency contacts.
- Transport patient to ER, even if symptoms resolve. Patient should remain in ER for at least 4 hours because symptoms may return.

For **MILD** Symptoms



NOSE

Itchy or runny nose, sneezing



MOUTH

Itchy mouth



SKIN

A few hives, mild itch



GUT

Mild nausea or discomfort

FOR MILD SYMPTOMS FROM MORE THAN ONE SYSTEM AREA, GIVE EPINEPHRINE.

FOR MILD SYMPTOMS FROM A SINGLE SYSTEM AREA, FOLLOW THE DIRECTIONS BELOW:

1. Antihistamines may be given, if ordered by a healthcare provider.
2. Stay with the person; alert emergency contacts.
3. Watch closely for changes. If symptoms worsen, give epinephrine.

MEDICATIONS/DOSES

Epinephrine Brand or Generic: _____

Epinephrine Dose: ☐ 0.1 mg IM ☐ 0.15 mg IM ☐ 0.3 mg IM

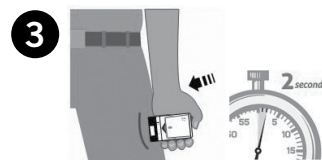
Antihistamine Brand or Generic: _____

Antihistamine Dose: _____

Other (e.g., inhaler-bronchodilator if wheezing): _____

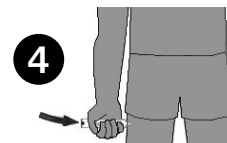
HOW TO USE AUVI-Q® (EPINEPHRINE INJECTION, USP), KALEO

1. Remove Auvi-Q from the outer case. Pull off red safety guard.
2. Place black end of Auvi-Q against the middle of the outer thigh.
3. Press firmly until you hear a click and hiss sound, and hold in place for 2 seconds.
4. Call 911 and get emergency medical help right away.



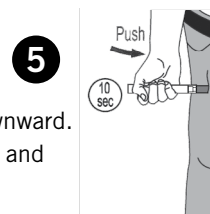
HOW TO USE EPIPEN®, EPIPEN JR® (EPINEPHRINE) AUTO-INJECTOR AND EPINEPHRINE INJECTION (AUTHORIZED GENERIC OF EPIPEN®), USP AUTO-INJECTOR, MYLAN AUTO-INJECTOR, MYLAN

1. Remove the EpiPen® or EpiPen Jr® Auto-Injector from the clear carrier tube.
2. Grasp the auto-injector in your fist with the orange tip (needle end) pointing downward. With your other hand, remove the blue safety release by pulling straight up.
3. Swing and push the auto-injector firmly into the middle of the outer thigh until it 'clicks'. Hold firmly in place for 3 seconds (count slowly 1, 2, 3).
4. Remove and massage the injection area for 10 seconds. Call 911 and get emergency medical help right away.



HOW TO USE IMPAX EPINEPHRINE INJECTION (AUTHORIZED GENERIC OF ADRENALCLICK®), USP AUTO-INJECTOR, AMNEAL PHARMACEUTICALS

1. Remove epinephrine auto-injector from its protective carrying case.
2. Pull off both blue end caps: you will now see a red tip. Grasp the auto-injector in your fist with the red tip pointing downward.
3. Put the red tip against the middle of the outer thigh at a 90-degree angle, perpendicular to the thigh. Press down hard and hold firmly against the thigh for approximately 10 seconds.
4. Remove and massage the area for 10 seconds. Call 911 and get emergency medical help right away.



HOW TO USE TEVA'S GENERIC EPIPEN® (EPINEPHRINE INJECTION, USP) AUTO-INJECTOR, TEVA PHARMACEUTICAL INDUSTRIES

1. Quickly twist the yellow or green cap off of the auto-injector in the direction of the "twist arrow" to remove it.
2. Grasp the auto-injector in your fist with the orange tip (needle end) pointing downward. With your other hand, pull off the blue safety release.
3. Place the orange tip against the middle of the outer thigh at a right angle to the thigh.
4. Swing and push the auto-injector firmly into the middle of the outer thigh until it 'clicks'. Hold firmly in place for 3 seconds (count slowly 1, 2, 3).
5. Remove and massage the injection area for 10 seconds. Call 911 and get emergency medical help right away.



HOW TO USE SYMJEPI™ (EPINEPHRINE INJECTION, USP)

1. When ready to inject, pull off cap to expose needle. Do not put finger on top of the device.
2. Hold SYMJEPI by finger grips only and slowly insert the needle into the thigh. SYMJEPI can be injected through clothing if necessary.
3. After needle is in thigh, push the plunger all the way down until it clicks and hold for 2 seconds.
4. Remove the syringe and massage the injection area for 10 seconds. Call 911 and get emergency medical help right away.
5. Once the injection has been administered, using one hand with fingers behind the needle slide safety guard over needle.



ADMINISTRATION AND SAFETY INFORMATION FOR ALL AUTO-INJECTORS:

1. Do not put your thumb, fingers or hand over the tip of the auto-injector or inject into any body part other than mid-outer thigh. In case of accidental injection, go immediately to the nearest emergency room.
2. If administering to a young child, hold their leg firmly in place before and during injection to prevent injuries.
3. Epinephrine can be injected through clothing if needed.
4. Call 911 immediately after injection.

OTHER DIRECTIONS/INFORMATION (may self-carry epinephrine, may self-administer epinephrine, etc.):

Treat the person before calling emergency contacts. The first signs of a reaction can be mild, but symptoms can worsen quickly.

EMERGENCY CONTACTS — CALL 911

RESCUE SQUAD: _____

DOCTOR: _____ PHONE: _____

PARENT/GUARDIAN: _____ PHONE: _____

OTHER EMERGENCY CONTACTS

NAME/RELATIONSHIP: _____ PHONE: _____

NAME/RELATIONSHIP: _____ PHONE: _____

NAME/RELATIONSHIP: _____ PHONE: _____

Recognize and Respond to Anaphylaxis

For a suspected or active food allergy reaction

FOR ANY OF
THE FOLLOWING

SEVERE SYMPTOMS

-  **LUNG:** Short of breath, wheezing, repetitive cough
-  **HEART:** Pale, blue, faint, weak pulse, dizzy
-  **THROAT:** Tight, hoarse, trouble breathing/swallowing
-  **MOUTH:** Significant swelling of the tongue, lips
-  **SKIN:** Many hives over body, widespread redness
-  **GUT:** Repetitive vomiting, severe diarrhea
-  **OTHER:** Feeling something bad is about to happen, anxiety, confusion

OR MORE
THAN ONE

MILD SYMPTOM

-  **NOSE:** Itchy/runny nose, sneezing
-  **MOUTH:** Itchy mouth
-  **SKIN:** A few hives, mild itch
-  **GUT:** Mild nausea/discomfort

**1 INJECT
EPINEPHRINE
IMMEDIATELY**

2 Call 911
Request ambulance
with epinephrine.

Consider Additional Meds

(After epinephrine):

- » Antihistamine
- » Inhaler (bronchodilator) if asthma

Positioning

Lay the person flat and raise legs. If breathing is difficult or they are vomiting, let them sit up or lie on their side.

Next Steps

- » If symptoms do not improve, or symptoms return, more doses of epinephrine can be given about 5 minutes or more after the last dose.
- » Transport to and remain in ER for at least 4 hours because symptoms may return.

Do not depend on antihistamines. When in doubt, give epinephrine and call 911.



foodallergy.org

©2015, Food Allergy Research & Education (FARE)



How a Child Might Describe a Reaction

Children have unique ways of describing their experiences and perceptions, and allergic reactions are no exception. Precious time is lost when adults do not immediately recognize that a reaction is occurring or don't understand what a child is telling them.

Some children, especially very young ones, put their hands in their mouths or pull or scratch at their tongues in response to a reaction. Also, children's voices may change (e.g., become hoarse or squeaky), and they may slur their words. The following are examples of the words a child might use to describe a reaction:

- "This food is too spicy."
- "My tongue is hot (or burning)."
- "It feels like something's poking my tongue."
- "My tongue (or mouth) is tingling (or burning)."
- "My tongue (or mouth) itches."
- "It (my tongue) feels like there is hair on it."
- "My mouth feels funny."
- "There's a frog in my throat."
- "There's something stuck in my throat."
- "My tongue feels full (or heavy)."
- "My lips feel tight."
- "It feels like there are bugs in there." (to describe itchy ears)
- "It (my throat) feels thick."
- "It feels like a bump is on the back of my tongue (throat)."

If you suspect that your child is having an allergic reaction, follow your doctor's instructions and treat the reaction quickly.

Learn more about treatment at
www.foodallergy.org/treating-an-allergic-reaction.



©2015, Food Allergy Research & Education (FARE)

www.foodallergy.org

